




VisionPro AP-XT

The **VisionPro AP-XT** incorporates the sophisticated 3-D measurement technology found in ASC International's popular VisionPro AP150 and AP212 systems in a production-ready positioning and fixuring system capable of handling double-sided SMT assemblies as large as 18" x 22" (457mm x 558mm). The **VisionPro AP-XT** automates the 3-D solder paste measuring process and provides the accuracy and repeatability Electronics Manufacturers have come to expect from ASC International



VisionPro AP-XT

System Features

- Automatic calculation of 7 different characteristics, including Height, Volume, Area and Standard Deviation
- The best Gage R&R in it's class (based on the ANOVA GR&R Testing)
- Color 3-D profiles with definable color zones
- Flexible ASCII data output
- One-year, end-user warranty including technical support.

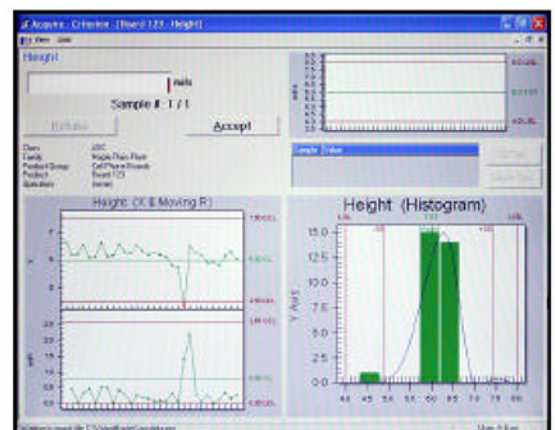
System Includes

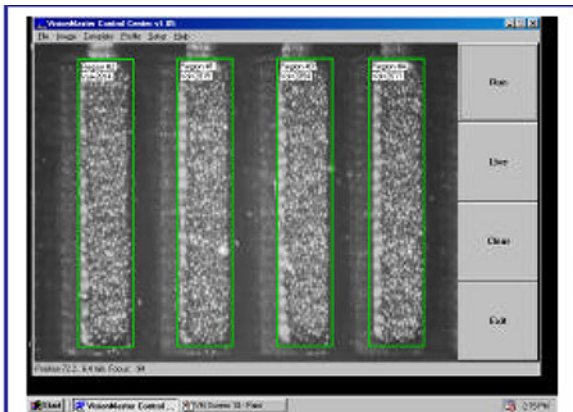
- 45.7cm x 55.8cm (18"x22") high-resolution positioning system
 - 2.5+ GHz CPU and SVGA monitor
 - Fiber optic light source
 - Hardware/software reference manuals
- Options
- Siemens® SPC Software
 - NIST Traceable Standard
 - Extended table and stage sizes
 - Extended Warranty

SPC Software (Optional)

The optional Siemens® Criterion SPC software is a powerful tool that helps operators control the critical stencil printing process. Data collected by the AP-XT is instantly charted by the Criterion Software. Calculations crucial to understanding printing performance are reported, including:

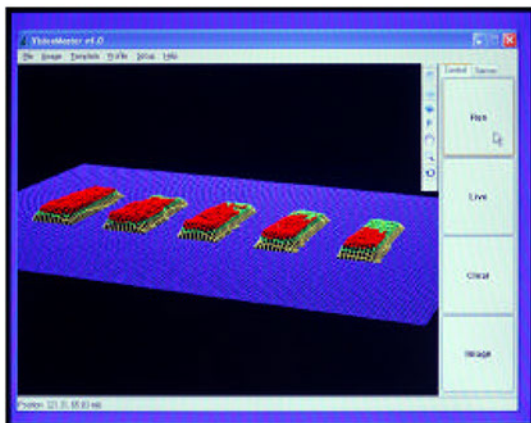
- X and Moving Range
- X-Bar and Sigma
- X-Bar and Range
- Histograms
- P Chart, np chart, c chart and u chart
- Pareto, weighted pareto for defects and corrective actions
- Variance and standard deviation
- Skewness, kurtosis and chi-squared for goodness of fit
- Min., max. and median values
- Cr, Cp, Cpk and lower Z values





Automated Measurements

To obtain measurements on the AP212 XT, a board is programmed once for the desired locations. After that, the user only needs to load the program, confirm the fiducial alignment, and click run. Measurements are then automatically taken at all pre-programmed locations.



3D Color Profile Analysis

The AP212 XT allows operators to obtain 3D color profiles for fast and accurate paste analysis. Operators may use these profiles to help them determine what corrections are needed in their solder paste printing process, thereby reducing down time.

System Specifications

- **Maximum Object Thickness** 5.1 cm (2.0")
- **Standard work Surface (L*W)** 56 cm x 61 cm (22" x 24")
- **Throat depth (sensor to support)** 24 cm (9.5")
- **System Computer** 2.5+GHz – 512 MB RAM
- **Electrical Requirements** 110 VAC, 50-60 Hz, 2 Amps
**Power converter available for 220VAC
- **Ambient Operating Temperature** 15° - 28° C (60° - 82° F)
- **Ambient Operating Humidity** <90% non-condensing
- **System Weight*** (crated) 45 Kg (169 lbs)
- **System Weight*** (un-crated) 20 Kg (99 lbs)

*not including system pc and monitor

Sensor Specifications

- **Measurement Range** 365 μ m (14.4 mils)
- **Resolution** 1.78 μ m (0.07mil)
- **Integral Video Camera** Solid State Video Camera
- **Field of View (FOV)** 2.1 mm x 2.8 mm
(83 mils x 110 mils)
- **Illumination** Halogen-based white light



For More Information:

ASC International, Inc.

830 Tower Drive, Suite 100
Medina, MN 55340 USA

- Tel: USA 763-479-6210
- Fax: USA 763-478-6206
- E-mail: info@ascinternational.com
- Web: www.ascinternational.com
- Toll Free: 1-888-478-2912 (USA Only)